

EUROBALISE BGA

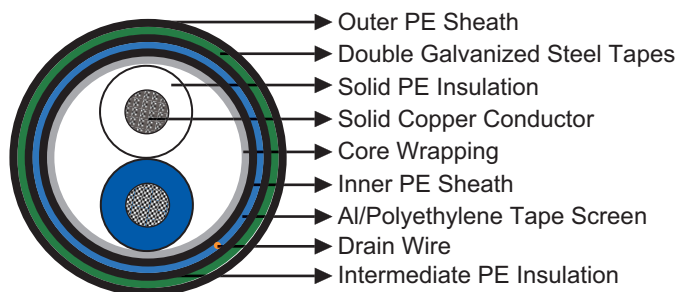
Applications

The cables are used as balise cables for ERTMS (European Rail Traffic Management System) railway networks. The cables are armoured and can provide low reduction factor.



Standards

- CEI 20-11
- CEI 20-14
- CEI 20-29
- CEI 20-34
- CEI 46-4
- CEI 103-10



Construction

- Conductors: Solid annealed copper, 1.6 mm nominal diameter.
- Insulation: Solid polyethylene.
- Stranding: Conductors will be stranded with dielectric fillers in order to get a circular core shape.
- Core Wrapping: Plastic tape (s) with overlapping.
- Inner Sheath: Low density polyethylene.
- Screen: Aluminium/polyethylene tape longitudinally applied and overlapped.
- Drain Wire: Tinned copper drain wire
- Intermediate Sheath: Low density polyethylene.
- Armour: Two galvanized steel tapes.
- Outer Sheath: Low density polyethylene.

Electrical Characteristics at 20°C

Nominal Conductor Diameter	mm	1.6
Maximum Conductor Resistance (DC)	Ω/km	21.5
Mutual Capacitance	nF/km	42.3+/-15%
Nominal Characteristic Impedance @8.9 KHz	Ω	130
Nominal Characteristic Impedance @560 KHz	Ω	110
Maximum Attenuation @560 KHz	dB/km	3.8
Insulation Resistance	MΩ.km	10000
Minimum Dielectric Strength core to screen (DC)	V	1000
Minimum Dielectric Strength core to core (DC)	V	3000
Reduction Factor @100V/km 50Hz		0.6



➤ Mechanical and Thermal Properties

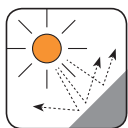
- Minimum Bending Radius: $8 \times OD$ (static); $16 \times OD$ (dynamic)
- Temperature Range: -30°C to $+70^{\circ}\text{C}$ (during operation); -20°C to $+50^{\circ}\text{C}$ (during installation)

➤ Dimensions and Weight

Cable Code	Number of Pairs	Nominal Sheath Thickness mm			Nominal Overall Diameter mm	Nominal Weight kg/km
		Inner	Inter.	Outer		
1.6mm Conductor, 3.4mm Insulated Wire						
RS/BGA-2Y2Y(L)2YB2Y-1P1.6	1	1.0	0.8	1.6	16	334



Anti Induction




UV Resistant



Water Resistant




Mineral Oil
Resistant



Rated Voltage



Laid In Ducts



Zero Halogen
IEC 60754-1/NF C20-454
EN 50267-2-1

